





**The C6 makes the best precision screening possible,** available with double and triple deck screenbox, with interchangeable screen meshes on each deck. The best service access and walkways around all sides of the screenbox. Fast set up time and no support legs.

Maintenance free bearings on main and side conveyors (greased for life)

Double or triple deck screenbox

14	9	4	36
			
l/h	l/h	l/h	kWh
Diesel-hydraulic	Diesel-electric	Electric plug-in other machinery	Electric plug-in mains

### Applications

Quarrying 0-4, 4-8, 8-16, 16-32 and others  
Separation of aggregate  
Sand and gravel  
Construction and demolition waste  
Screening behind a crusher  
Coal  
And others

**METRIC**



Increased uptime due to Long Life Grease

Automatic transport locking system of side conveyors

Standard walkways on all sides of the screenbox

- Feed hopper of HB 450 steel
- Superiour level of surface treatment
- Accessable doors and panels on all sides of the machines for easy maintenance and repair

Technical specifications	
Capacity up to (Icon)	400 t
Weight (Icon) 2-deck	28 t
Weight (Icon) 3-deck	31 t
Screen box (lxw) (Icon)	4500 x 1800 mm
Feed hopper in HB450	8 m³
Hydraulic folding hopper for transport	/
Hydraulic adjustable grid angle	13, 14, 18, 24 & 28°
Grid opening possibilities	100, 122, 135 & 150 mm
Loading height	
feeding height with tipping grid	3060 - 3520 mm
feeding height without tipping grid	2400 mm
Side loading length	4500 mm
Beltfeeder with adjustable speed (l x w)	3467 mm x 1200 mm
Main conveyor (l x w)	9440 mm x 1200 mm
Screen box l x w	4500 x 1800 mm
Upper deck m²	8,1 m²
Middle deck m²	8,1 m²
Lower deck m²	8,1 m²
Adjustable screen inclination	9 - 24°
Standard walkway beside screenbox	Left & Right side & front
Standard Long Life Grease: grease interval every 250 h	•
Conveyor belts (l x w) & discharge height	
Underscreen conveyor/ fine fraction (discharge height)	6750 mm x 1200 mm
Stockpile conveyor left (middle fraction fine)	10000 mm x 800 mm
Stockpile conveyor right (middle fraction coarse)	10000 mm x 800 mm
Belt conveyor reversible (coarse fraction) - 3-deck	1700 mm x 650 mm
Stockpile conveyor left (coarse fraction) - 3-deck	6875 mm x 650 mm
Track-unit: Length, total width, track shoe width	4076, 2550, 450 mm
2-speed track drive	1,32 km/h and 2,28 km/h
Engine unit(s) 1500/1800 RPM	79 kW/98 kW
Control	PLC – IP 67 LCD screen 4,3" & remote control
Smart sequential auto start/stop from remote control	•
Available drive systems	
Diesel/hydraulic drive	•
e-drive Diesel/hybrid, electric plug-in & plug-out	•
ZERO drive (no combustion engine, plug-in electric)	•

## OPTIONS

Feeding & screening	
Wear lining in hopper HB 450: 8 mm	•
Hopper extensions	hopper extensions 13m³
Feeding width extensions (total feeding length)	5120 mm
Single deck vibrating feeder	/
Anti clogging system	•
Canvas cover for screen box	•
Wide range of screen media	•
Washing screen option on the 3-deck version, multiple water lines on each deck, without under screen conveyor but with suspension discharge container	4500 x 1800 mm 72 water nozzles
Second level walkway on left and right side of the screenbox	•
Vibrating grid, single deck: 10, 12, 14, 16°, grizzly, punched plate or wire mesh, 5,6 m² screen area	•
Vibrating grid, double deck: 0, 5, 10, 15, 20°, top deck: grizzly, bottom deck: wire mesh. 5,5 m² top deck & 5,1 m² bottom deck screen area	•
Conveyors	
Overband magnet on main conveyor	•
Magnetic drum and discharge chute	•
Belt Cover on main conveyor and under screen conveyor	•
Telescopic conveyor for coarse fraction l x w, on 3-deck version	11600 mm x 650 mm
Tungsten scrapers on main conveyor and under screen conveyor	•
Other options	
Radio remote	•
Working lights	•
Fuel filling pump	•
Heating system for engine unit: diesel and hydraulic tank	•
Telematics system UMTS/GPS	•
Lifting eyes	•

TRANSPORT	
Transport l x w x h (mm) 2-deck	14300 x 2730 x 3100
Transport l x w x h (mm) 3-deck	14300 x 3000 x 3300





LEGENDA	
•	applicable - available
/	not applicable- not available



**The C6 makes the best precision screening possible,** available with double and triple deck screenbox, with interchangeable screen meshes on each deck. The best service access and walkways around all sides of the screenbox. Fast set up time and no support legs.

Maintenance free bearings on main and side conveyors (greased for life)

Double or triple deck screenbox

3,69	2,37	1,05	36
 US Gal/h	 US Gal/h	 US Gal/h	 kWh
Diesel-hydraulic	Diesel-electric	Electric plug-in other machinery	Electric plug-in mains

### Applications

Quarrying 0-4, 4-8, 8-16, 16-32 and others  
Separation of aggregate  
Sand and gravel  
Construction and demolition waste  
Screening behind a crusher  
Coal  
And others

Increased uptime due to Long Life Grease

Automatic transport locking system of side conveyors

Standard walkways on all sides of the screenbox

- Feed hopper of HB 450 steel
- Superiour level of surface treatment
- Accessable doors and panels on all sides of the machines for easy maintenance and repair

**IMPERIAL**  
|||

**Keestrack**

Technical specifications	
Capacity up to (Icon)	440 sT
Weight (Icon) 2-deck	30 sT
Weight (Icon) 3-deck	31 t
Screen box (lxw) (Icon)	15' x 6'
Feed hopper in HB450	10 yard <sup>3</sup>
Hydraulic folding hopper for transport	/
Hydraulic adjustable grid angle	13, 14, 18, 24 & 28°
Grid opening possibilities	4", 5", 5,5" & 6"
Loading height	
feeding height with tipping grid	10'1" - 11'6"
feeding height without tipping grid	7'10"
Side loading length	14'9"
Beltfeeder with adjustable speed (l x w)	11'5" x 3'11"
Main conveyor (l x w)	31' x 3'11"
Screen box l x w	15' x 6'
Upper deck ft <sup>2</sup>	87,2 ft <sup>2</sup>
Middle deck ft <sup>2</sup>	87,2 ft <sup>2</sup>
Lower deck ft <sup>2</sup>	87,2 ft <sup>2</sup>
Adjustable screen inclination	9 - 24°
Standard walkway beside screenbox	Left & Right side & front
Standard Long Life Grease: grease interval every 250 h	•
Conveyor belts (l x w) & discharge height	
Underscreen conveyor/ fine fraction (discharge height)	22'2" x 3'11"
Stockpile conveyor left (middle fraction fine)	32'4" x 2'8"
Stockpile conveyor right (middle fraction coarse)	32'4" x 2'8"
Belt conveyor reversible (coarse fraction) - 3-deck	5'7" x 2'2"
Stockpile conveyor left (coarse fraction) - 3-deck	22'6" x 2'2"
Track-unit: Length, total width, track shoe width	13'4", 8'4", 1'6"
2-speed track drive	0,8 / 1,5 mph
Engine unit(s) 1500/1800 RPM	79 kW/98 kW
Control	PLC – IP 67 LCD screen 4,3" & remote control
Smart sequential auto start/stop from remote control	•
Available drive systems	
Diesel/hydraulic drive	•
e-drive Diesel/hybrid, electric plug-in & plug-out	•
ZERO drive (no combustion engine, plug-in electric)	•

## OPTIONS

Feeding & screening	
Wear lining in hopper HB 450: 8 mm	•
Hopper extensions	hopper extensions 17yard <sup>3</sup>
Feeding width extensions (total feeding length)	16'10"
Single deck vibrating feeder	/
Anti clogging system	•
Canvas cover for screen box	•
Wide range of screen media	•
Washing screen option on the 3-deck version, multiple water lines on each deck, without under screen conveyor but with suspension discharge container	14'9" x 5'11" 72 water nozzles
Second level walkway on left and right side of the screenbox	•
Vibrating grid, single deck: 10, 12, 14, 16°, grizzly, punched plate or wire mesh, 5,6 m <sup>2</sup> screen area	•
Vibrating grid, double deck: 0, 5, 10, 15, 20°, top deck: grizzly, bottom deck: wire mesh. 5,5 m <sup>2</sup> top deck & 5,1 m <sup>2</sup> bottom deck screen area	•
Conveyors	
Overband magnet on main conveyor	•
Magnetic drum and discharge chute	•
Belt Cover on main conveyor and under screen conveyor	•
Telescopic conveyor for coarse fraction l x w, on 3-deck version	38' x 2'2"
Tungsten scrapers on main conveyor and under screen conveyor	•
Other options	
Radio remote	•
Working lights	•
Fuel filling pump	•
Heating system for engine unit: diesel and hydraulic tank	•
Telematics system UMTS/GPS	•
Lifting eyes	•

TRANSPORT	
Transport l x w x h 2-deck	46'11" x 8'11" x 10'2"
Transport l x w x h 3-deck	46'11" x 9'10" x 10'10"

LEGENDA	
•	applicable - available
/	not applicable- not available

